

Rajarshi Shahu Mahavidyalaya, Latur  
(Autonomous)  
**FEEDBACK ANALYSIS OF INPUT RECEIVED FROM  
STUDENTS ON CURRICULUM  
Academic Year 2012-2013**




The analysis of responses received from the student respondents is presented in following table:

No of Feedback forms received: **224**

Overall the curriculum is **excellent** with average grade **3.59 out of 4.00**.

Parameters	4	3	2	1	Total	Grade
	Excellent	Good	Average	Below Average		
1. Applicability/relevance to real life situations & local developmental needs	149	52	22	1	<b>797</b>	<b>3.56</b>
2. Weightage given to Employability	121	87	16	0	<b>777</b>	<b>3.47</b>
3. Weightage given to entrepreneurship	118	83	23	0	<b>767</b>	<b>3.42</b>
4. Weightage given to Skill development	151	64	9	0	<b>814</b>	<b>3.63</b>
5. Weightage given to project	155	62	7	0	<b>820</b>	<b>3.66</b>
6. Weightage given to practical, field work component	152	61	11	0	<b>813</b>	<b>3.63</b>
7. Inclusion/incorporation of latest advancements in the subject	153	57	13	1	<b>810</b>	<b>3.62</b>
8. Difficulty level of course content	139	63	19	3	<b>786</b>	<b>3.51</b>
9. Fulfillment of Learning objectives	152	61	11	0	<b>813</b>	<b>3.63</b>
10. Level of course outcomes (expected)	148	61	15	0	<b>805</b>	<b>3.59</b>
11. Weightage given to Learning values (in terms of knowledge, concepts, manual skills, analytical abilities and broadening perspectives)	144	63	17	0	<b>799</b>	<b>3.57</b>
12. Quality, Clarity and relevance of textual reading / Reference material / Study material	149	65	10	0	<b>811</b>	<b>3.62</b>
13. Creation of interest to pursue higher education	144	61	18	1	<b>796</b>	<b>3.55</b>
14. Overall rating	154	49	21	0	<b>805</b>	<b>3.59</b>

  
**Secretary**  
Academic Council

  
**Chairman**  
Academic Council

Rajarshi Shahu Mahavidyalaya, Latur  
(Autonomous)  
**FEEDBACK ANALYSIS OF INPUT RECEIVED FROM  
TEACHERS OF OTHER INSTITUTIONS ON CURRICULUM**  
Academic Year 2012-2013




The analysis of responses received from the teachers of other institutes respondents is presented in following table:

No of Feedback forms received: **221**

Overall the curriculum is **excellent** with average grade **3.58 out of 4.00**.

Parameters	4	3	2	1	Total	Grade
	Excellent	Good	Average	Below Average		
1. Applicability/relevance to real life situations & local developmental needs	153	47	16	5	<b>790</b>	<b>3.57</b>
2. Weightage given to Employability	113	84	17	7	<b>745</b>	<b>3.37</b>
3. Weightage given to Entrepreneurship	121	80	14	6	<b>758</b>	<b>3.43</b>
4. Weightage given to Skill development	125	78	15	3	<b>767</b>	<b>3.47</b>
5. Weightage given to Project	131	68	19	3	<b>769</b>	<b>3.48</b>
6. Weightage given to practical and field work component	129	73	18	1	<b>772</b>	<b>3.49</b>
7. Depth of the course content	142	67	10	2	<b>791</b>	<b>3.58</b>
8. Inclusion/incorporation of latest advancements in the subject	121	84	11	5	<b>763</b>	<b>3.45</b>
9. Difficulty level of course content	127	77	15	2	<b>771</b>	<b>3.49</b>
10. Optimization of course content	159	56	5	1	<b>815</b>	<b>3.69</b>
11. Mechanism used for development /revision of curriculum by BoS (e.g. feedback from educationalist, industry expert)	125	85	8	3	<b>774</b>	<b>3.50</b>
12. Relevance of learning objectives of the syllabus	136	62	13	10	<b>766</b>	<b>3.47</b>
13. Relevance of Course outcomes	143	62	12	4	<b>786</b>	<b>3.56</b>
14. Weightage given to Learning values (in terms of knowledge, concepts, manual skills, analytical abilities and broadening perspectives)	140	72	6	3	<b>791</b>	<b>3.58</b>
15. Quality, Clarity and relevance of textual reading / Reference material / Study material	139	71	8	3	<b>788</b>	<b>3.57</b>
16. Overall rating	140	71	9	1	<b>792</b>	<b>3.58</b>

  
**Secretary**  
Academic Council

  
**Chairman**  
Academic Council

Rajarshi Shahu Mahavidyalaya, Latur  
(Autonomous)  
**FEEDBACK ANALYSIS OF INPUT RECEIVED FROM  
EMPLOYER ON CURRICULUM  
Academic Year 2012-2013**




The analysis of responses received from the employer's respondents is presented in following table:

No of Feedback forms received: **134**

Overall the curriculum is **excellent** with average grade **3.62 out of 4.00**.

Parameters	4	3	2	1	Total	Grade
	Excellent	Good	Average	Below Average		
1. Innovativeness and creativity	97	28	5	4	<b>486</b>	<b>3.63</b>
2. Weightage given to Employability / entrepreneurship/Skill development	76	44	8	6	<b>458</b>	<b>3.42</b>
3. Weightage given to practical, field work component	72	49	7	6	<b>455</b>	<b>3.40</b>
4. Depth of the course content	62	56	14	2	<b>446</b>	<b>3.33</b>
5. Curriculum proved useful at workplace	81	44	4	5	<b>469</b>	<b>3.50</b>
6. Incorporation of component about development of ability to manage/leadership qualities	89	32	12	1	<b>477</b>	<b>3.56</b>
7. Weightage given to Learning values (in terms of knowledge, concepts, manual skills, analytical abilities and broadening perspectives)	89	41	4	0	<b>487</b>	<b>3.63</b>
8. Quality, Clarity and relevance of textual reading / Reference material / Study material	86	41	1	6	<b>475</b>	<b>3.54</b>
9. Usage of Curriculum for development of human resource at your industry/workplace	76	46	8	4	<b>462</b>	<b>3.45</b>
10. Overall rating	94	29	11	0	<b>485</b>	<b>3.62</b>

  
**Secretary**  
 Academic Council

  
**Chairman**  
 Academic Council

Rajarshi Shahu Mahavidyalaya, Latur  
(Autonomous)  
**FEEDBACK ANALYSIS OF INPUT RECEIVED FROM  
ALUMNI ON CURRICULUM  
Academic Year 2012-2013**





The analysis of responses received from the alumni respondents is presented in following table:

No of Feedback forms received: **190**

Overall the curriculum is **excellent** with average grade **3.46 out of 4.00**.

Parameters	4	3	2	1	Total	Grade
	Excellent	Good	Average	Below Average		
1. Applicability/relevance to real life situations & local developmental needs	128	45	12	5	<b>676</b>	<b>3.56</b>
2. Weightage given to Employability	114	63	9	4	<b>667</b>	<b>3.51</b>
3. Weightage given to Entrepreneurship	95	75	13	7	<b>638</b>	<b>3.36</b>
4. Weightage given to Skill development	131	48	8	3	<b>687</b>	<b>3.62</b>
5. Weightage given to project	109	72	4	5	<b>665</b>	<b>3.50</b>
6. Weightage given to practical, field work component	92	79	14	5	<b>638</b>	<b>3.36</b>
7. Depth of the course content	129	51	8	2	<b>687</b>	<b>3.62</b>
8. Inclusion/incorporation of latest advancements in the subject	107	75	8	0	<b>669</b>	<b>3.52</b>
9. Difficulty level of course content	126	47	12	5	<b>674</b>	<b>3.55</b>
10. Optimization of course content	131	46	8	5	<b>683</b>	<b>3.59</b>
11. Usefulness of Curriculum at workplace	122	50	16	2	<b>672</b>	<b>3.54</b>
12. Fulfilment of Learning objectives	122	44	18	6	<b>662</b>	<b>3.48</b>
13. Level of Course Outcomes	109	62	17	2	<b>658</b>	<b>3.46</b>
14. Weightage given to Learning values (in terms of knowledge, concepts, manual skills, analytical abilities and broadening perspectives)	124	51	11	4	<b>675</b>	<b>3.55</b>
15. Quality, Clarity & relevance of textual reading / Reference material / Study material	116	57	14	3	<b>666</b>	<b>3.51</b>
16. Creation of interest to pursue higher education	125	48	13	4	<b>674</b>	<b>3.55</b>
17. Measures to additional understanding of difficult course content to slow learners	115	55	11	9	<b>656</b>	<b>3.45</b>
18. Overall rating	118	49	15	8	<b>657</b>	<b>3.46</b>

  
**Secretary**  
Academic Council

  
**Chairman**  
Academic Council

Rajarshi Shahu Mahavidyalaya, Latur  
(Autonomous)  
**FEEDBACK ANALYSIS OF INPUT RECEIVED FROM  
PARENT ON CURRICULUM  
Academic Year 2012-2013**



The analysis of responses received from the respondents is presented in following table:

No of Feedback forms received: **219**

Overall the curriculum is **excellent** with average grade **3.43 out of 4.00**.

Parameters	4	3	2	1	Total	Grade
	Excellent	Good	Average	Below Average		
1. Suitable design of curriculum	136	54	20	9	<b>755</b>	<b>3.45</b>
2. Relevance of course content to the local needs	79	99	27	14	<b>681</b>	<b>3.11</b>
3. Promotion of learning experience of the students	122	66	22	9	<b>739</b>	<b>3.37</b>
4. Focus on Employability	103	88	18	10	<b>722</b>	<b>3.30</b>
5. Weightage given to practical and field work component	115	75	22	7	<b>736</b>	<b>3.36</b>
6. Inculcation of moral values	144	65	5	5	<b>786</b>	<b>3.59</b>
7. Applicability/relevance to real life situations	127	65	15	12	<b>745</b>	<b>3.40</b>
8. Weightage given to entrepreneurship /Skill development	93	83	35	8	<b>699</b>	<b>3.19</b>
9. Incorporation of recent changes/latest developments of subject in the curriculum	132	66	15	6	<b>762</b>	<b>3.48</b>
10. Optimization of course content	136	60	17	6	<b>764</b>	<b>3.49</b>
11. Promotion of research attitude	104	79	26	10	<b>715</b>	<b>3.26</b>
12. Importance of learning values	144	48	18	9	<b>765</b>	<b>3.49</b>
13. Overall rating	125	69	19	6	<b>751</b>	<b>3.43</b>

  
**Secretary**  
Academic Council



**Chairman**  
Academic Council